



District Report Card: 2017


State: Rajasthan	District: Churu
Class: 3	Subject: Language
Schools: 61	Students: 1181


Participation/Coverage


Students

GENDER 	Boys		Girls	
	Number	%	Number	%
	552	46.74	629	53.26

AREA 	Rural		Urban	
	Number	%	Number	%
	1016	86.03	165	13.97

CATEGORY 	SC		ST		OBC		GEN	
	Number	%	Number	%	Number	%	Number	%
	530	44.88	2	0.17	480	40.64	169	14.31

CWSN 	LD	VI	HI	S&LD	ID	Oth
	1	0	0	3	4	0

Management 	Government		Government-aided	
	Number	%	Number	%
	1181	100.00	0	0.00

Average Performance of Students in Language (%)

Overall	Gender		Area		Management		Social Group			
	Male	Female	Rural	Urban	Govt.	Aided	SC	ST	OBC	GEN
80.80	80.65	80.93	81.32	77.62	80.80	0.00	79.35	83.33	82.24	81.26

Performance on Learning Outcomes (LOs)

Learning Outcomes	Description	Average Performance(%)
L304	Reads small texts with comprehension i.e., identifies main ideas, details, sequence and draws conclusions	80.62
L312	Reads printed scripts on the classroom walls: poems, posters, charts etc.	81.17

Range of Performance of Students who Answered Correctly							
Below 30%		30% - 50%		50% - 75%		Above 75%	
Number	%	Number	%	Number	%	Number	%
6	0.51	41	3.47	346	29.30	788	66.72

Lowest Performing Learning Outcomes (LOs)

- 1 - Reads small texts with comprehension i.e., identifies main ideas, details, sequence and draws conclusions (80.62)
- 2 - Reads printed scripts on the classroom walls: poems, posters, charts etc. (81.17)